

GREEN MOUNTAIN POWER CORPORATION
ALTERNATIVE REGULATION PLAN – RECORD OF FILINGS

POWER ADJUSTOR

Issue date	Effective Period (Cycle 01 after identified date)	Base Rate Affected (Effective Date)	kWh Adjustment
May 15, 2007	July 1, 2007- September 30, 2007	January 1, 2007	(\$.0008)
August 15, 2007	October 1, 2007- December 31, 2007	January 1, 2007	(\$.0008)
November 15, 2007	January 1, 2008- March 31, 2008	January 1, 2008	(\$.0024)
February 15, 2008	April 1, 2008- June 30, 2008	January 1, 2008	(\$.0010)
May 15, 2008	July 1, 2008- September 30, 2008	January 1, 2008	(\$.0004)
August 15, 2008	October 1, 2008- December 31, 2008	January 1, 2008	\$.0025
November 15, 2008	January 1, 2009- March 31, 2009	January 1, 2009	\$.0001
February 15, 2009	April 1, 2009- June 30, 2009	January 1, 2009	\$.0063
May 15, 2009	July 1, 2009- September 30, 2009	January 1, 2009	\$.0002
August 15, 2009	October 1, 2009- December 31, 2009	October 1, 2009	\$.0012
November 15, 2009	January 1, 2010- March 31, 2010	October 1, 2009	\$.0016
February 15, 2010	April 1, 2010- June 30, 2010	October 1, 2009	(\$.0065)
May 15, 2010	July 1, 2010- September 30, 2010	October 1, 2009	(\$.0003)
August 15, 2010	October 1, 2010- December 31, 2010	October 1, 2010	(\$.0034)
November 15, 2010	January 1, 2011- March 31, 2011	October 1, 2010	(\$.0023)

EFFECTIVE: On Bills Rendered on or after April 1, 2016
GREEN MOUNTAIN POWER CORPORATION

By:

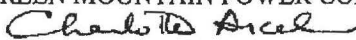

Charlotte B. Ancel

Vice President, General Counsel, Power Resources, and Corporate Secretary

A:\RegulatoryAffairs\RetailRateAdministration\RetailTariffs\CurrentTariffs\RateDesignMOU 11-6-2015.doc

GREEN MOUNTAIN POWER CORPORATION
ALTERNATIVE REGULATION PLAN – RECORD OF FILINGS

January 30, 2011	April 1, 2011- June 30, 2011	October 1, 2010	(\$0.0068)
April 30, 2011	July 1, 2011- September 30, 2011	October 1, 2010	(\$0.0052)
July 30, 2011	October 1, 2011- December 31, 2011	October 1, 2011	(\$0.0008)
October 30, 2011	January 1, 2012- March 31, 2012	October 1, 2011	\$0.0006
January 30, 2012	April 1, 2012- June 30, 2012	October 1, 2011	(\$0.0002)
April 30, 2012	July 1, 2011- September 30, 2011	October 1, 2011	\$0.0017
July 30, 2012	October 1, 2012- December 31, 2012	October 1, 2012	(\$0.0047)
October 30, 2012	January 1, 2013- March 31, 2013	October 1, 2012	(\$0.0062)
January 30, 2013	April 1, 2013- June 30, 2013	October 1, 2012	\$0.0042
April 30, 2013	July 1, 2013- September 30, 2013	October 1, 2012	\$0.00167
July 30, 2013	October 1, 2013- December 31, 2013	October 1, 2013	\$0.00282
October 30, 2013	January 1, 2014- March 31, 2014	October 1, 2013	(\$0.00202)
January 31, 2014	April 1, 2014 – June 30, 2014	October 1, 2013	(\$0.00150)
April 30, 2014	July 1, 2014 – September 30, 2014	October 1, 2013	\$0.00000
July 30, 2014	October 1, 2014 – December 31, 2014	October 1, 2014	\$0.00000
July 31, 2015	October 1, 2015 – September 30, 2016	October 1, 2015	(\$0.00003)
August 1, 2016	October 1, 2016 – December 31, 2017	October 1, 2016	\$0.00140

EFFECTIVE: On Bills Rendered on or after January 3, 2018
GREEN MOUNTAIN POWER CORPORATION

By:

Charlotte B. Ancel

Vice President, General Counsel, Power Resources, and Corporate Secretary

A:\RegulatoryAffairs\RetailRateAdministration\RetailTariffs\CurrentTariffs\2018 Compliance Set5 1-1-18.doc.

**GREEN MOUNTAIN POWER CORPORATION
ALTERNATIVE REGULATION PLAN - RECORD OF FILINGS**


January 3, 2018	January 3, 2018 – December 31, 2018	January 3, 2018	\$0.00085
April 1, 2018	April 1, 2018 – March 31, 2020	April 1, 2018	\$0.00108

CURRENT ENERGY / MAJOR STORM ADJUSTMENT

Effective Period	Percent Surcharge
July 1, 2022 – September 30, 2022	-0.49%
October 1, 2022 – March 31, 2023	0.61%
April 1, 2023 – June 30, 2023	0.60%
July 1, 2023 – September 30, 2023	0.89%
October 1, 2023 – September 30, 2026	2.43%

EFFECTIVE: On Bills Rendered on or after October 1, 2023
GREEN MOUNTAIN POWER CORPORATION

By:



Elizabeth Miller

Vice President, Chief Legal, Sustainable Supply & Resilient Systems Officer

GREEN MOUNTAIN POWER CORPORATION
ALTERNATIVE REGULATION PLAN – RECORD OF FILINGS

EMERALD ASH BORER ADJUSTOR

Effective Period	Percentage Adjustment
October 1, 2019 – September 30, 2020	0.19%
October 1, 2020 – September 30, 2021	0.19%
October 1, 2021 – September 30, 2022	0.19%

MAJOR STORM RESTORATION FUND

Effective Period	Percentage Adjustment
October 1, 2022 – September 30, 2023	0.90%
October 1, 2023 – September 30, 2024	0.83%

EFFECTIVE: On Bills Rendered on or after October 1, 2023
GREEN MOUNTAIN POWER CORPORATION

By:


Elizabeth Miller

Vice President, Chief Legal Officer & Corporate Secretary


A:\RegulatoryAffairs\RetailRateAdministration\RetailTariffs\CurrentTariffs\Sheet 30 (Oct 1, 2023)

GREEN MOUNTAIN POWER CORPORATION
ALTERNATIVE REGULATION PLAN – RECORD OF FILINGS**EXOGENOUS CHANGE ADJUSTMENT**

Issue date/ Reason	Effective Period	Base Rate Affected (Effective Date)	Percentage Adjustment
February 15, 2008	April 1, 2008-March 31, 2009	January 1, 2008	0.00%
February 15, 2009	April 1, 2009- March 31, 2010	January 1, 2009	0.00%
February 15, 2010	April 1, 2010- December 31, 2010	October 1, 2009	0.00%
November 15, 2010	January 1, 2011 -December 31, 2011	October 1, 2010	0.00%
November 17, 2011	January 1, 2012 -December 31, 2012	October 1, 2011	.5416%
November 15, 2012	January 1, 2013 -December 31, 2013	October 1, 2012	0.00%
November 15, 2013	January 1, 2014 –September 30, 2014	October 1, 2013	1.4845%
July 30, 2014	October 1, 2014 – December 31, 2014	October 1, 2014	0.00%
July 31, 2015	October 1, 2015 – September 30, 2016	October 1, 2015	0.67%
August 1, 2016	October 1, 2016 – December 31, 2017	October 1, 2016	Adjustment included in rates shown on rate schedules.
January 3, 2018	January 3, 2018 – March 31, 2018	January 3, 2018	0.00%
April 1, 2018	April 1, 2018 – March 31, 2020	April 1, 2018	0.20% included in rates shown on rate schedules.
October 1, 2019 Prior Major Storms	October 1, 2019 – September 30, 2020	October 1, 2019	1.27%
Renamed PAST STORM & POWER FIXED CHARGE			
October 1, 2020 Prior Energy / Major Storms	October 1, 2020 – September 30, 2021	October 1, 2020	1.40%
October 1, 2020 Prior Energy / Major Storms	October 1, 2021 – September 30, 2022	October 1, 2021	1.34%

EFFECTIVE: On Bills Rendered on or after October 1, 2021
GREEN MOUNTAIN POWER CORPORATION

By:


Elizabeth Miller

Vice President, Chief Legal Officer & Corporate Secretary

A:\RegulatoryAffairs\RetailRateAdministration\RetailTariffs\MYRP3 10-1-21 S3.doc.

GREEN MOUNTAIN POWER CORPORATION
RECORD OF FILINGS

Filing Date: January 26, 2018

Purpose: Refund of \$6,000,000 from Changes to Federal Income Tax Rate

Effective Dates: February 28, 2018 – December 27, 2018

Surcharge on Electric Rate Revenue: -1.18%

Filing Date: April 13, 2018

Purpose: Supplemental Refund of \$27,406,692 from Changes to Federal Income Tax Rate

Effective Dates: January 3, 2019 – September 30, 2019

Surcharge on Electric Rate Revenue: -6.00%

EFFECTIVE: On Bills Rendered on or after January 3, 2019
GREEN MOUNTAIN POWER CORPORATION

By:



Kristin Carlson

Vice President, Strategic and External Affairs

A:\RegulatoryAffairs\RetailRateAdministration\RetailTariffs\CurrentTariffs\RateDesign 2018 Final Set16 1-3-